



DECATUR SURVEY

Informing Our Local Decision Making Process

Hometown Collaboration Initiative

This report is a product of the Purdue Center for Regional Development and the Purdue Extension Community Development program and is intended to support the Indiana Hometown Collaboration Initiative (HCI). HCI is a collaborative initiative of the Indiana Office of Community and Rural Affairs, Ball State University and Purdue University.



Table of Contents

01

Who Responded



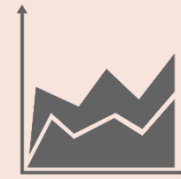
02

Quality of Life



03

Economy



04

Leadership




01 Respondents

Survey participants

Demographics

Employment & Education



Survey Respondents

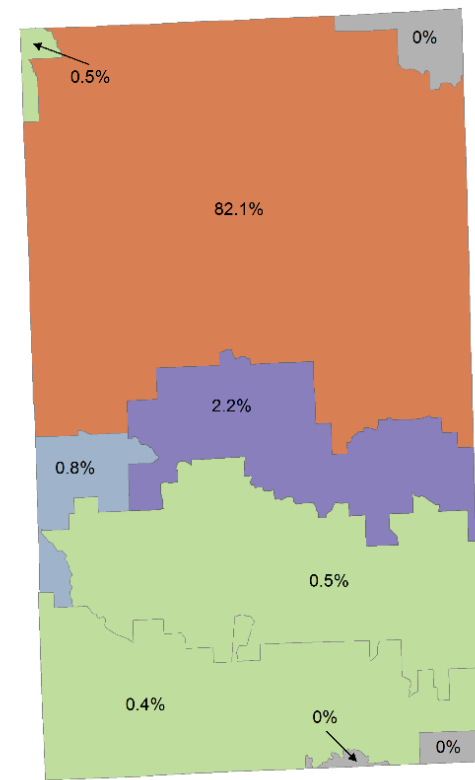
Survey respondents were asked to indicate if they were a resident of the county and if they were employed in the county (see table below). They were also asked about their place of employment. The infographic on the right shows the geographic mix of Adams County residents who responded to the survey.

TOTAL RESPONDENTS = 1150*

Live in Adams County **1,079**

Employed in Adams County **622**

*1,171 Individuals responded to the survey, however, only 1,150 met the screening criteria of living or working in Adams County.



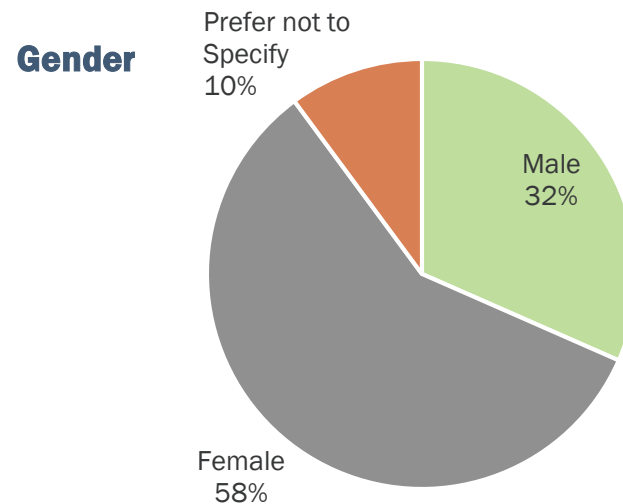
Survey respondents who shown by zip code of residence. were county residents,

Survey Respondents

- A variety of age groups responded to the survey, with the largest shares falling into the 25-34 and 35-44 age categories.
- More females than males participated in the survey.
- Most respondents were Caucasian.

Age	
18-24	5.7 %
25-34	20.4 %
35-44	23.8 %
45-54	19.0 %
55-64	18.7 %
65+	11.9 %

Race	
White/Caucasian	97.0 %
Black	0 %
Asian/Pacific	0 %
Other	3%



Survey Respondents

- Respondents had a good mix of educational levels, with nearly half of the respondents having technical, associates or bachelor's degrees.
- A sizable majority of survey takers were employed full-time (88%).
- About 1 in 10 respondents were retired and 11% were employed part-time.

Employment Status

Employed Full Time	88%
Employed Part Time	11%
Full Time Student	2%
Unemployed	1%
Retired	10%
Stay at home parent/guardian	3%
No response	8%

Education

High School or less	17.0 %
Some College	21.7 %
Technical or Associates Degree	24.2 %
Bachelor's Degree	25.0 %
Master's Degree or more	11.5 %

02

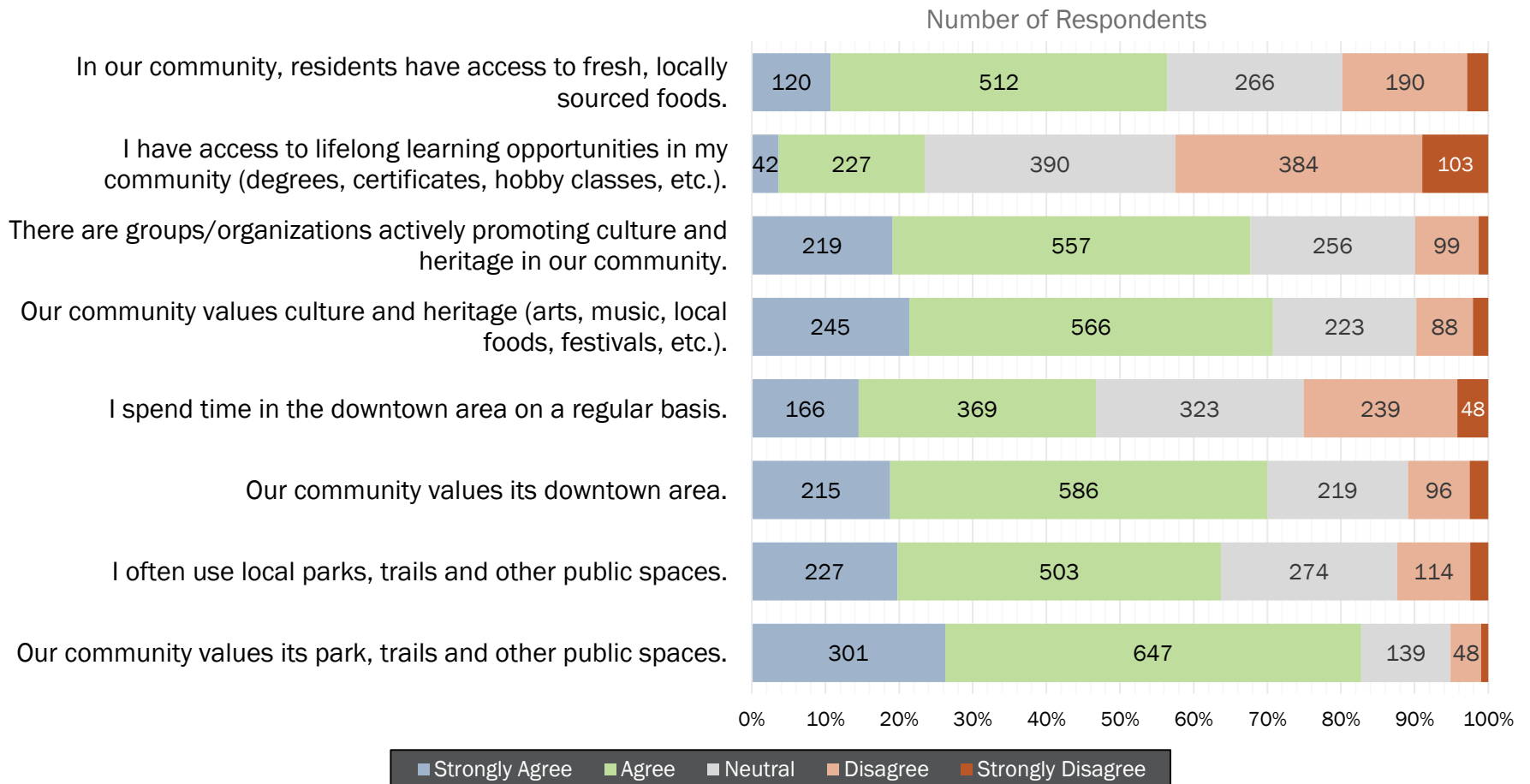
Quality of Life



Quality of Life

Response Summary | **Number of Respondents: 1,120-1,146**

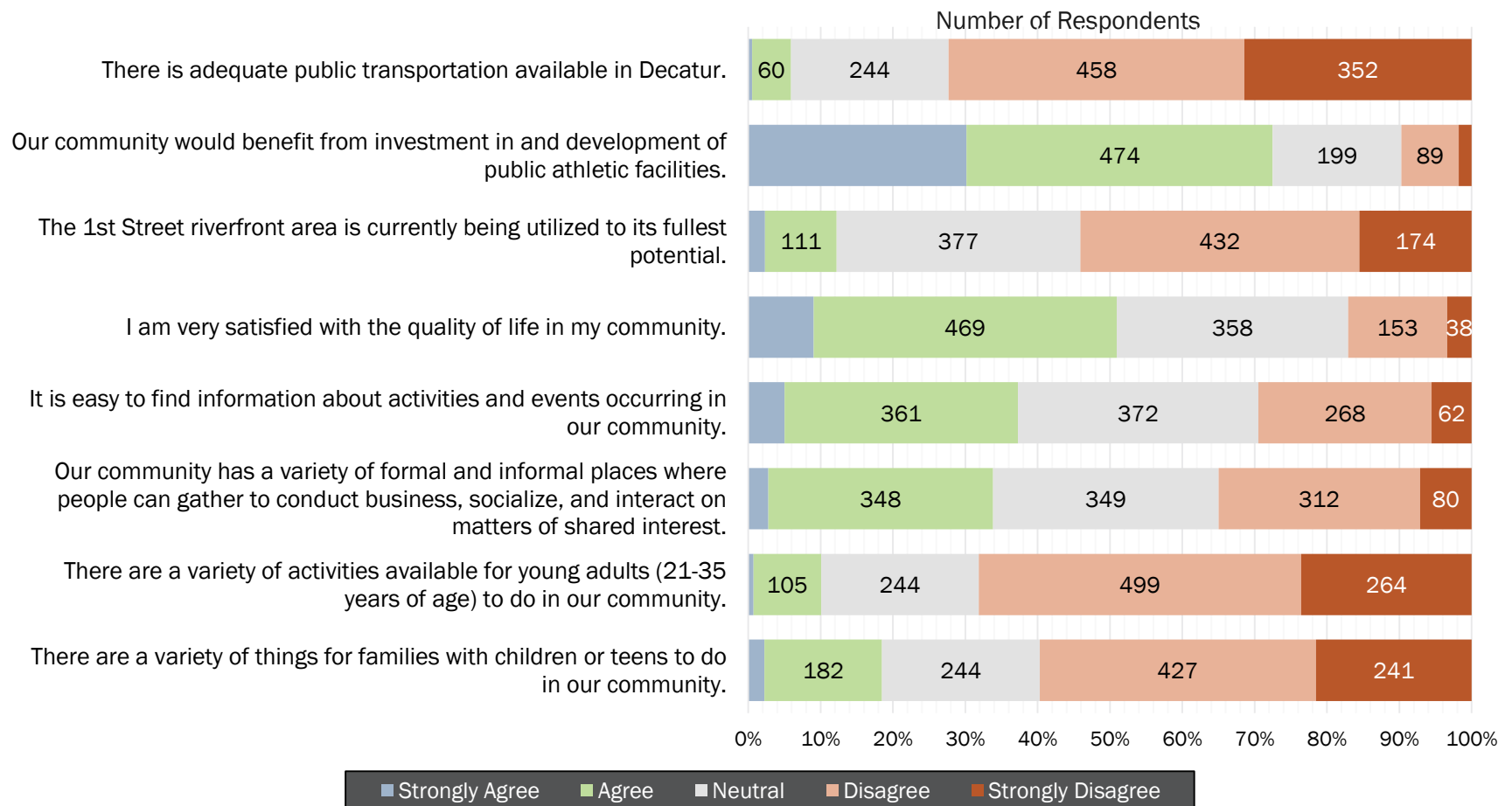
- Results indicate that community members value community amenities such as cultural/heritage activities, local parks/public spaces and the city downtown area.
- Well over half of the respondents believe that residents have access to fresh, healthy locally sourced foods.
- Having access to lifelong learning opportunities is something residents feel is lacking in the community.



Quality of Life

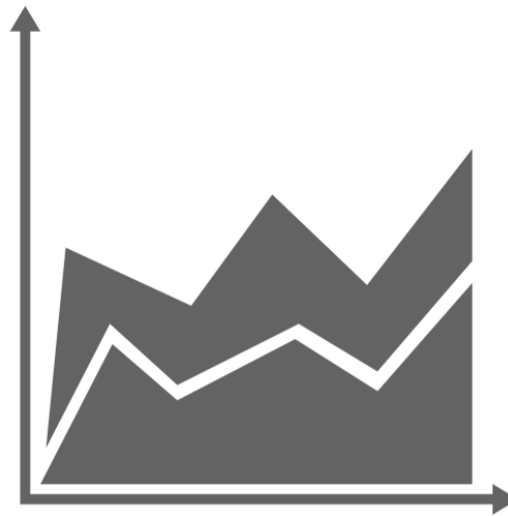
Response Summary | **Based on 1,120 Survey Responses**

- Limited activities targeted to children, teens, and young adults is of concern to local residents.
- Local residents feel public transportation options are limited and that the riverfront area is not being used to its full potential.
- Many would like to see investments made in athletic facilities that the public can use.



03

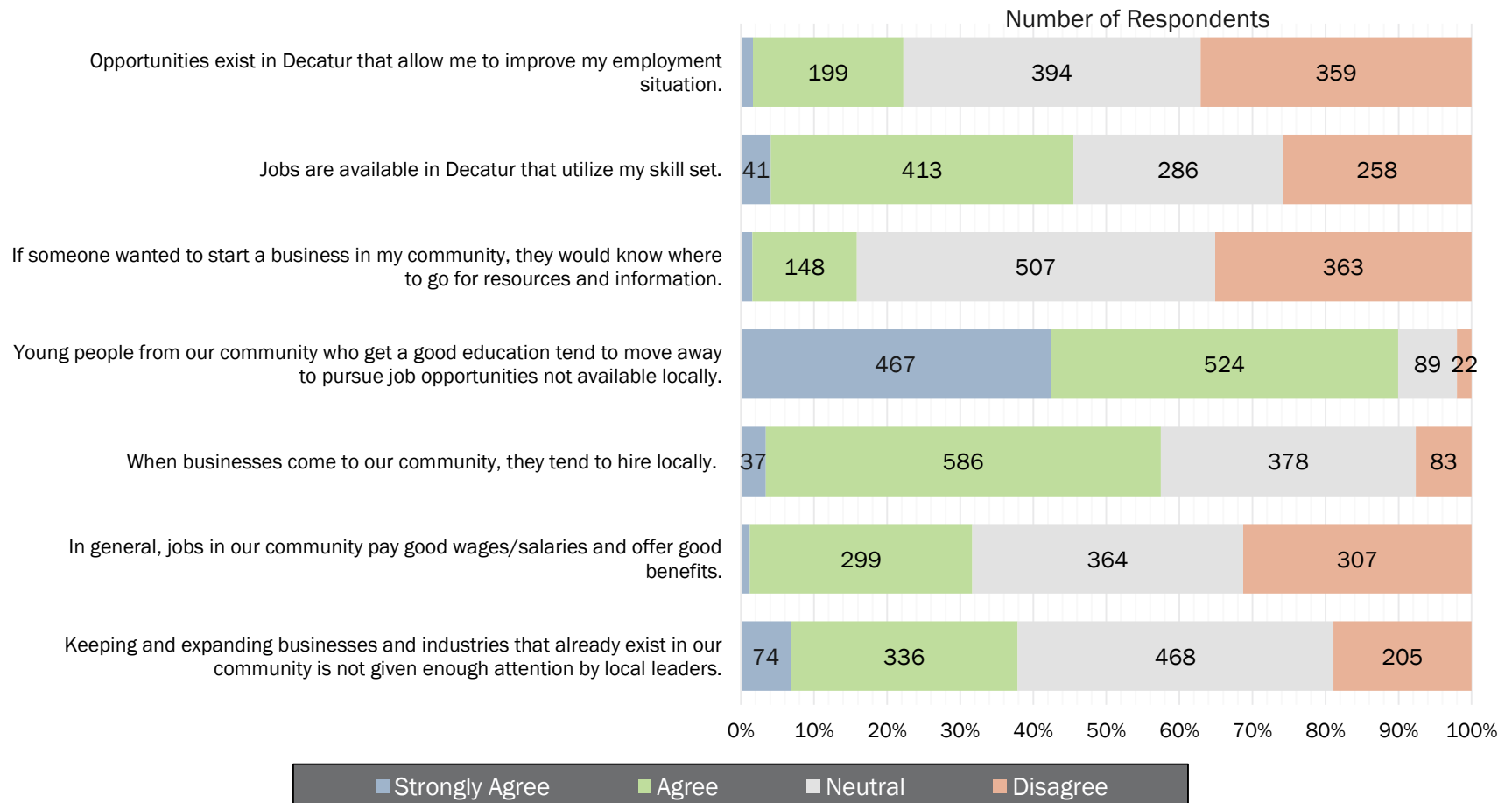
Economy



Economy

Response Summary | Out of 1104-1020 Survey Responses

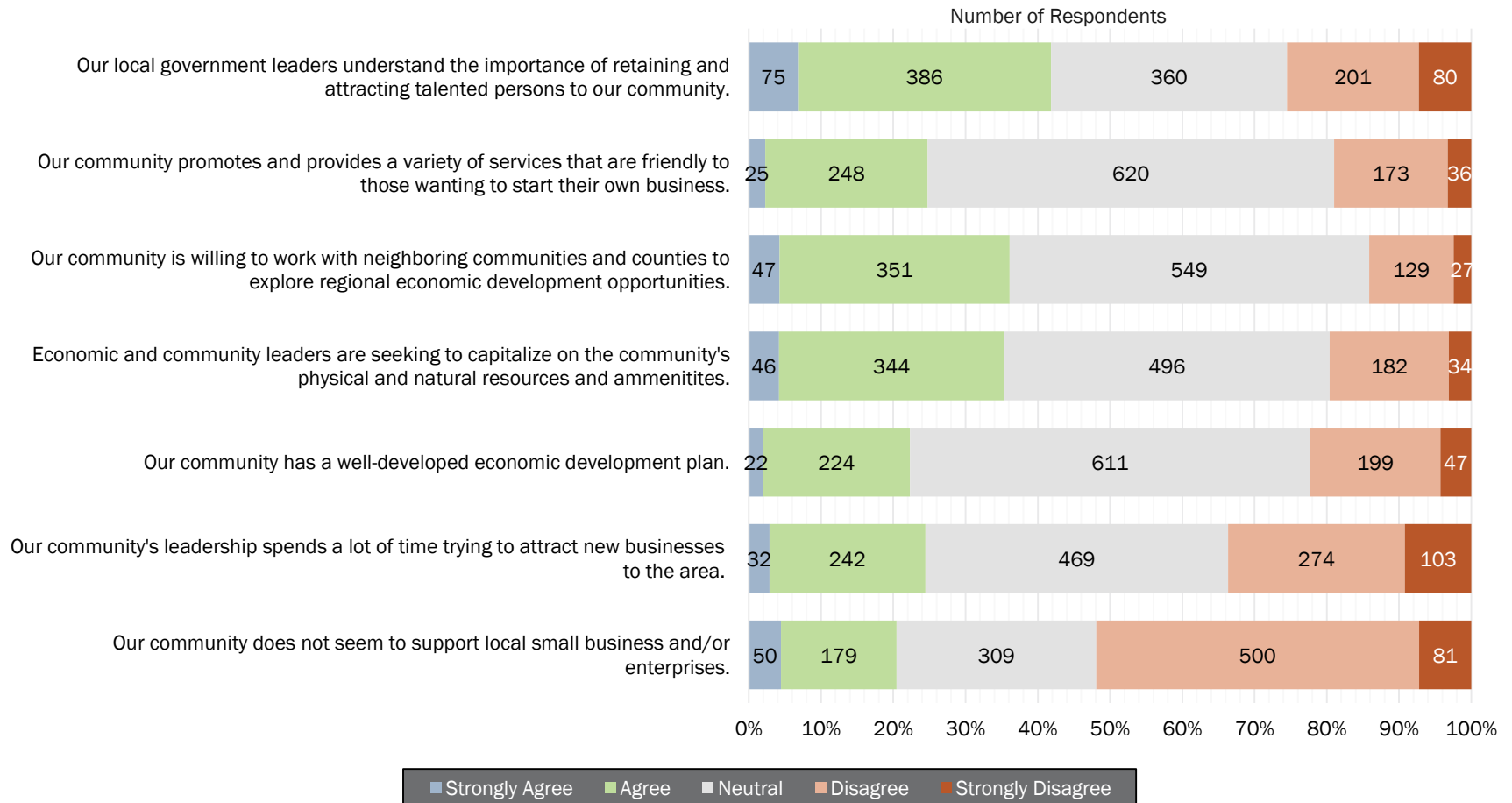
- The outmigration of youth after securing a good education is a major topic of concern.
- Residents are divided in terms of jobs being available that make best use of workers' skills.
- Residents believe that new businesses do a good job hiring locally.
- Several residents feel they are not knowledgeable enough to offer their opinions on several economy-related items.



Economy

Response Summary | Out of 1104 Survey Responses

- Residents have no clear-cut opinions on the mix of economic development strategies the community may be pursuing to grow the local economy.
- Over half of the respondents believe the community supports its small businesses.
- Nearly 40% of the respondents feel local leaders recognize the need to retain and attract talent.



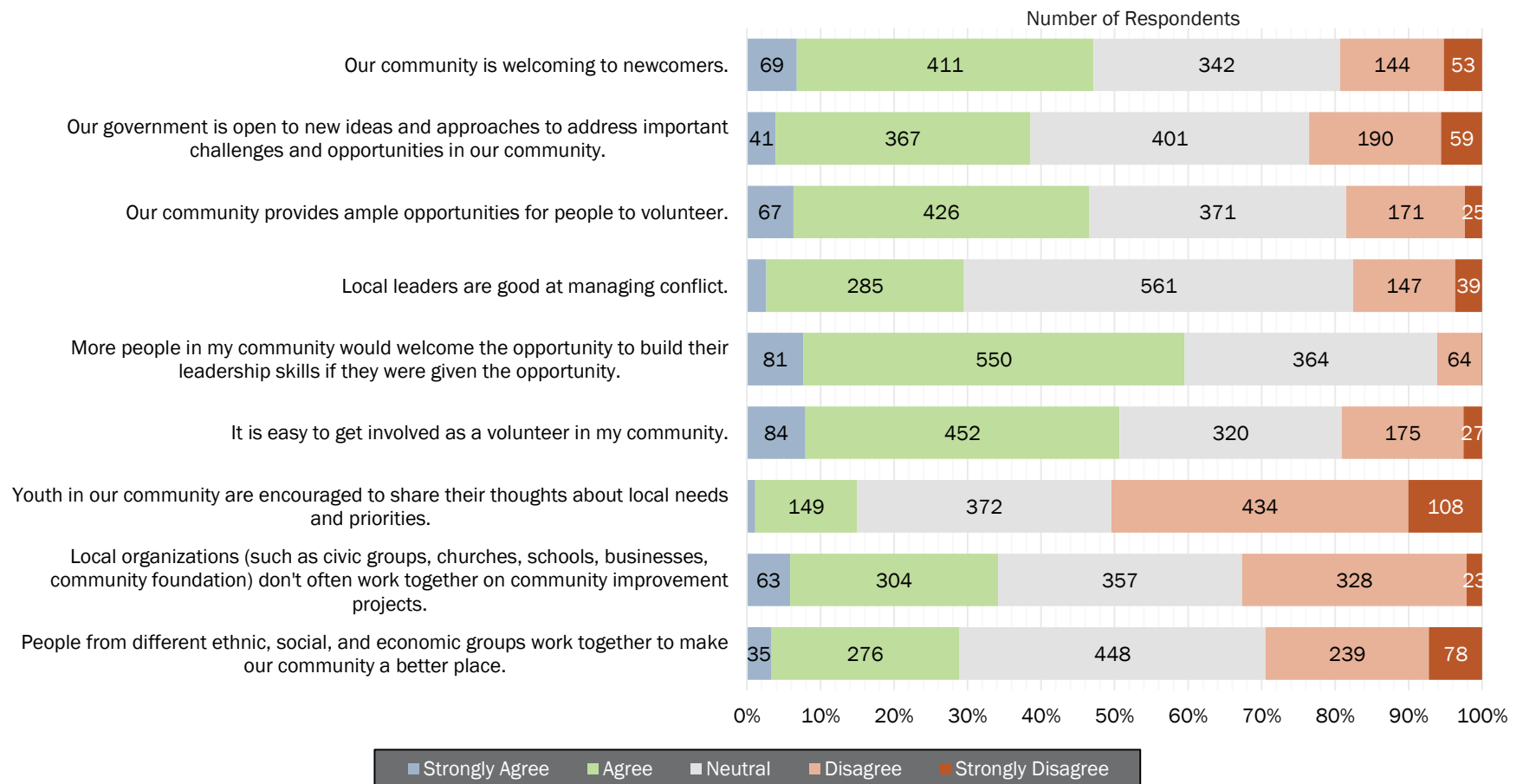
04 Leadership



Leadership

Response Summary | Out of 1075 Survey Responses

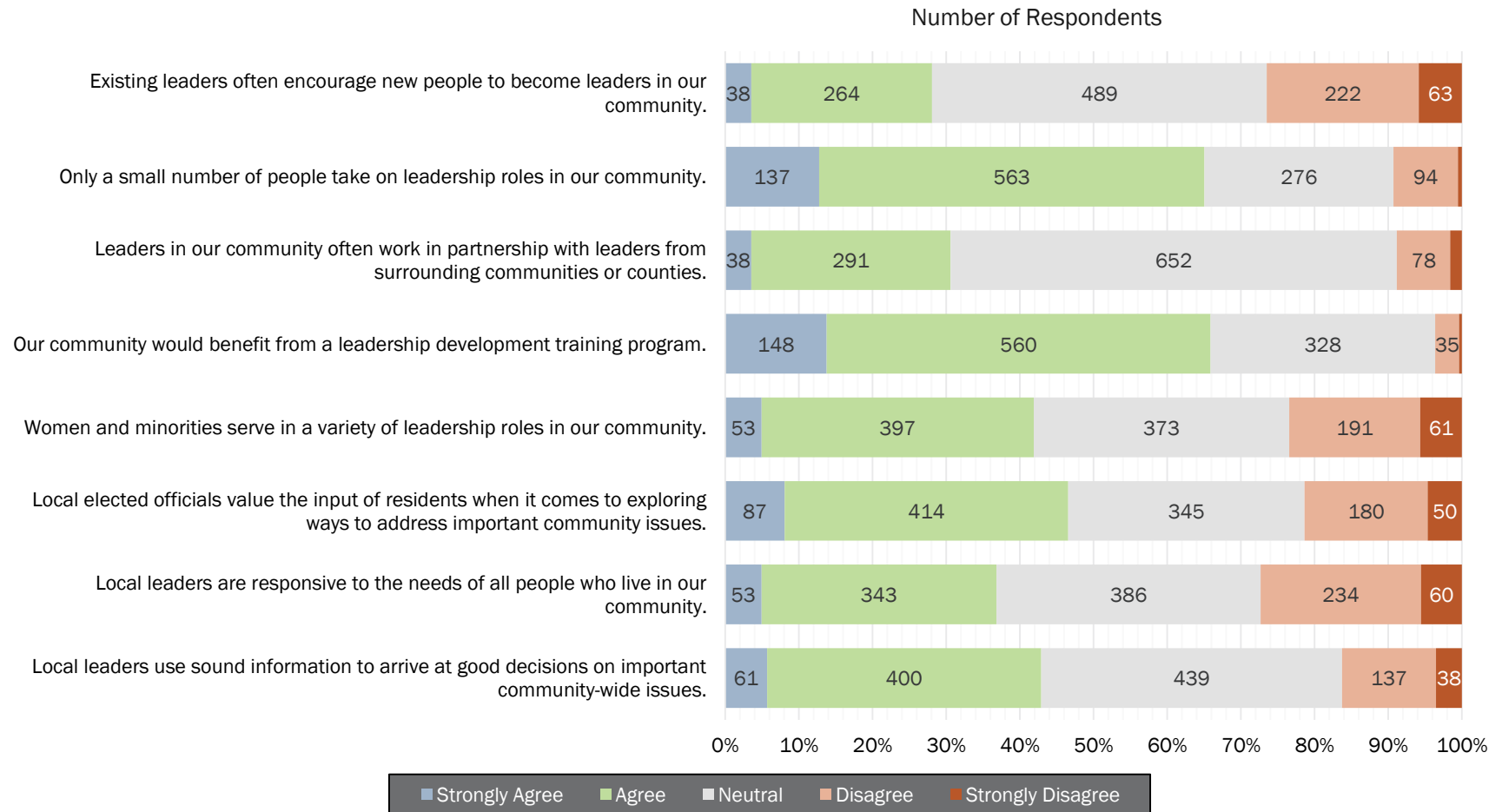
- Many believe that residents would welcome the chance to strengthen their leadership skills.
- The opportunity to volunteer in something people feel is both easy and extensive in the community.
- A majority of respondents feel youth are not encouraged to share their views on local problems/priorities.



Leadership

Response Summary | Out of 1060 Survey Responses

- Many believe the community would benefit from a leadership development program, partly because they feel only a small number of people are currently taking on leadership roles in the community.
- Respondents have mixed views on whether local officials/leaders value input from local residents or are responsive to the needs of all people in the community.



Hometown Collaboration Initiative

HCI is a collaborative initiative of the Indiana Office of Community and Rural Affairs, Ball State University and Purdue University.

Learn more about HCI, visit www.indianaHCI.org

Questions about this report, contact info@indianaHCI.org

PURDUE
UNIVERSITY



CENTER FOR
REGIONAL
DEVELOPMENT

PCRD.PURDUE.EDU

